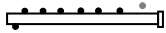
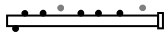
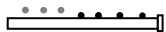




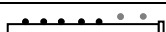
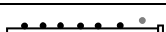




Technopipes settings chart				
	fingering combination	+control	-control	both
Drones on		turn drones on		
Chanter on / recording		increase playback speed	decrease playback speed	recording mode / normal mode
Sound off		turn sound off / stop recording / pause playback		
Sensitivity		increase	decrease	-
Pitch		increase	decrease	key A > Bb > C > D
Metronome		increase tempo	decrease tempo / add sub-beat	two times to turn on third time turns off
Drones		increase volume	decrease volume	tuning A > A+E > A+D > E > D >
Sound		small pipes 2 <>	small pipes 1 <>	highland pipes
Scale		chromatic equal temperament <>	chromatic harmonic tuning <>	GHB/SP harmonic tuning
Volume		increase	decrease	start volume
MIDI		increase chanter channel no.	decrease chanter channel no.	enter MIDI mode

From the Technopipes manual version 1.7.3 (www.technopipes.com)